

Fall Home Maintenance

CHECKLIST



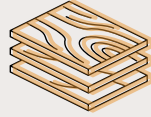
Maintain Your Fence

Inspect your fence to ensure it doesn't need any TLC before the colder months come. Sprinklers, landscaping and winter weather can take a toll on your fence if it's already worn down.



Inspect Your Patios and Decks

If you notice anything that needs to be repaired or replaced on your patio or deck, now's the time to fix it! Remove debris, sweep the area, hose off the surface and take a close look.



Prepare Your Fire Features for Colder Weather

Ensure your outdoor fire features are ready for the season. Clear debris, have a cover nearby to keep out moisture, and a place to store dry wood if needed.



Prepare Your Yard

Now is the time to aerate, fertilize, and reseed your lawn, so it looks fresh during the colder months and is ready for spring.



Drain Hoses, Faucets & Sprinklers

Be sure to prepare your home's exterior water lines, faucets, pools, and ponds to prevent your pipes from freezing and getting damaged as the temperatures drop.



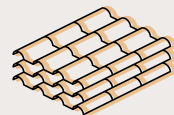
Check Exterior Hardware

Take a look at hinges and handles on gates, doorknobs, and locks for outside storage. Lubrication and small adjustments will keep out heat, cold, and pests as well as provide security for your home.




Get Your Roof Inspection

Do a roof inspection before the colder months set in. Check flashing, gutters, and shingles. If your roof shows signs of damage, it's important to get it repaired quickly before leaks or water damage occur.



Clear Your Gutters

Make sure your gutters and downspouts are clear of leaves and other debris that could cause them to clog. The extra weight could cause them to pull away from the house and not drain properly.



Clean Screens & Windows

Remove your window screens to check for holes or tears and to let natural sunlight into your home. Now is also the perfect time to wash off the summer grime from your windows.



TEXAS BEST
FENCE
& PATIO